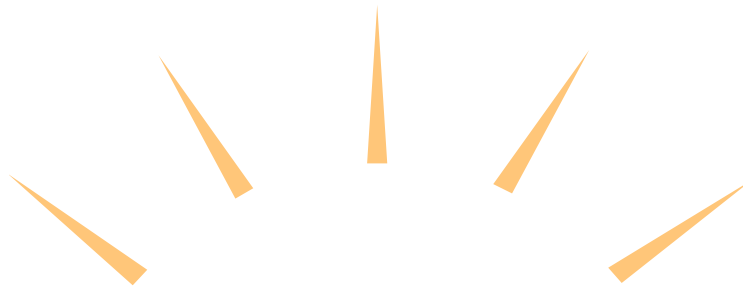




KIRKLAND LAKE
THE RIGHT ENVIRONMENT

2016 Financial Review and 2017 Budget



THE CORPORATION OF THE TOWN OF KIRKLAND LAKE

Postal Bag 1757, 3 Kirkland Street, Kirkland Lake, Ontario, Canada P2N 3P4 T (705) 567-9361 F (705) 567-3535

www.discoverkl.ca

Message from Mayor and Council

We are pleased to present this financial summary of the Town's operations for 2016, as well as a summary of the 2017 budget. For taxpayers who are looking for more information, a copy of the 2016 Consolidated Financial Statements is available from the Treasury Division, Corporate Services located at Town Hall.

This year our net operating budget, including the water and sanitation budget, is \$18,946,368. Keeping our operating budget along the line of inflation, allows the town to increase expenditures in our capital budget. Our total capital budget for 2017 is \$17,195,348. These capital expenditures are made possible due to the financial contributions of the provincial and federal governments, working capital and the general levy. Some of the projects that we will be undertaking are the O'Meara Blvd reconstruction, year three of a four year road work plan, new aquatic centre, equipment upgrading and replacement as well as repairs to Municipal buildings.

This year Mayor and Council approved a 19.60% residential tax rate decrease due in large part to removing the sanitation budget from the tax levy. This is the first year of a new four year assessment phase in cycle, on average residents have seen an assessment increase of 7%.

We are continuing our aggressive approach towards tax collection, however when a taxpayer does not pay their taxes it has an impact on every other taxpayer in Kirkland Lake. If you are in arrears, contact our tax department and they will help you to develop a plan to assist in the repayment of your taxes.

We would also like to take this opportunity to remind you that you can obtain more information on what Council and the town is doing by referring to our website at www.kirklandlake.ca

Mayor: Tony Antoniazzi

Councillors: Patrick Kiely

Tom Barker

Jean-Guy Chamaillard

Jim Roman

Norm Mino

Todd Morgan

Every attempt has been made to ensure the accuracy of the information in this brochure. In the event of any discrepancies, inquiries should be made to the Treasurer.

CONSOLIDATED STATEMENT OF FINANCIAL POSITION
AS AT DECEMBER 31, 2016

FINANCIAL ASSETS

	2016	2015
Cash	1,274,253	1,888,351
Temporary Investments		77,881
Taxes Receivable	1,586,098	1,849,302
User Charges Receivable	77,115	72,082
Accounts Receivable	2,399,447	2,762,714
TOTAL FINANCIAL ASSETS	\$5,336,913	\$6,650,330

FINANCIAL LIABILITIES

Accounts Payable and Accrued Liabilities	3,255,165	1,904,978
Deferred Revenue	499,840	857,692
Accrued Interest on Net Long-Term Liabilities	140,590	118,151
Landfill Closure and Post-Closure Liability	240,968	224,716
Employee Benefits Payable	3,395,542	3,402,377
Net Long-Term Liabilities	7,495,110	8,078,141
TOTAL FINANCIAL LIABILITIES	\$15,027,215	\$14,586,055

NET DEBT

(\$9,690,302) (\$7,935,725)

NON-FINANCIAL ASSETS

Tangible Capital Assets	110,649,192	107,693,164
Inventories	155,240	122,146
	\$110,804,432	\$107,815,310

ACCUMULATED SURPLUS

\$101,114,130 \$99,879,585

CONSOLIDATED STATEMENT OF OPERATIONS
YEAR ENDED DECEMBER 31, 2016

REVENUES

	2016	2015
Municipal Taxation	11,178,202	10,146,141
Taxation From Other Governments	279,339	376,850
User Charges	5,237,287	5,592,447
Government of Canada	883,465	966,518
Province of Ontario: Non-Specific	6,239,000	6,239,000
Province of Ontario: Specific	6,950,014	6,603,660
Other Municipalities	202,331	173,547
Other	1,487,655	1,114,468
TOTAL REVENUES	\$32,457,293	\$31,212,631

EXPENSES

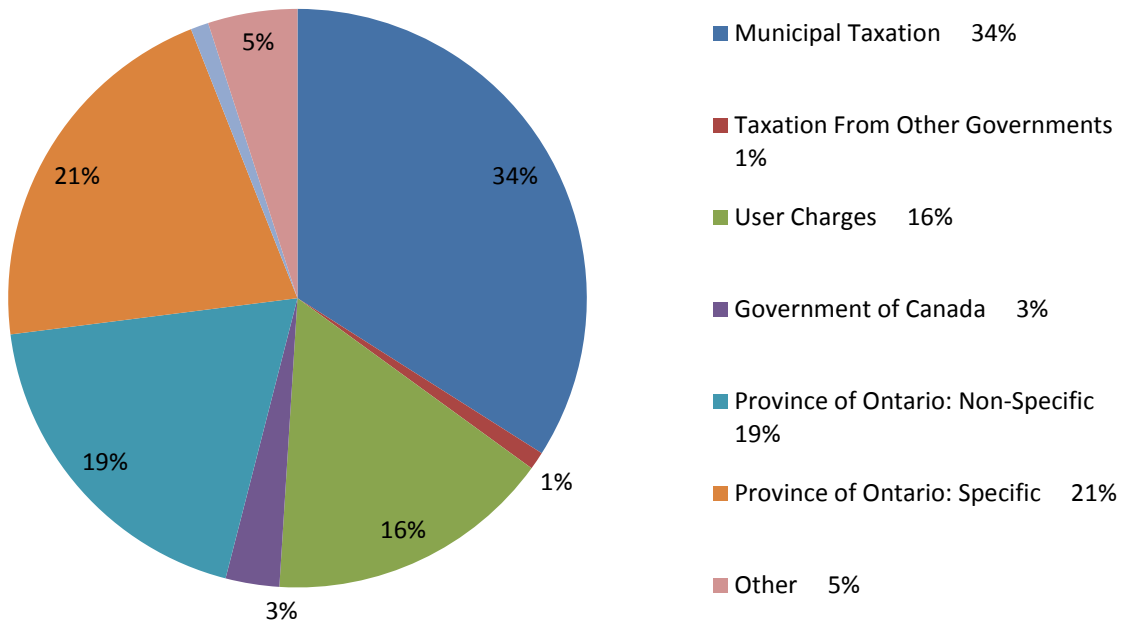
CURRENT OPERATIONS

General Government	2,771,721	2,084,177
Protection to Persons and Property	5,070,558	5,263,815
Transportation Services	4,134,154	4,239,923
Environmental Services	6,295,422	6,234,370
Health Services	1,159,218	1,130,467
Social and Family Services	7,455,578	7,123,019
Social Housing	482,195	453,864
Recreation and Cultural Services	3,262,557	3,060,072
Planning and Development	591,346	699,063
TOTAL EXPENSES	\$31,222,749	\$30,288,770

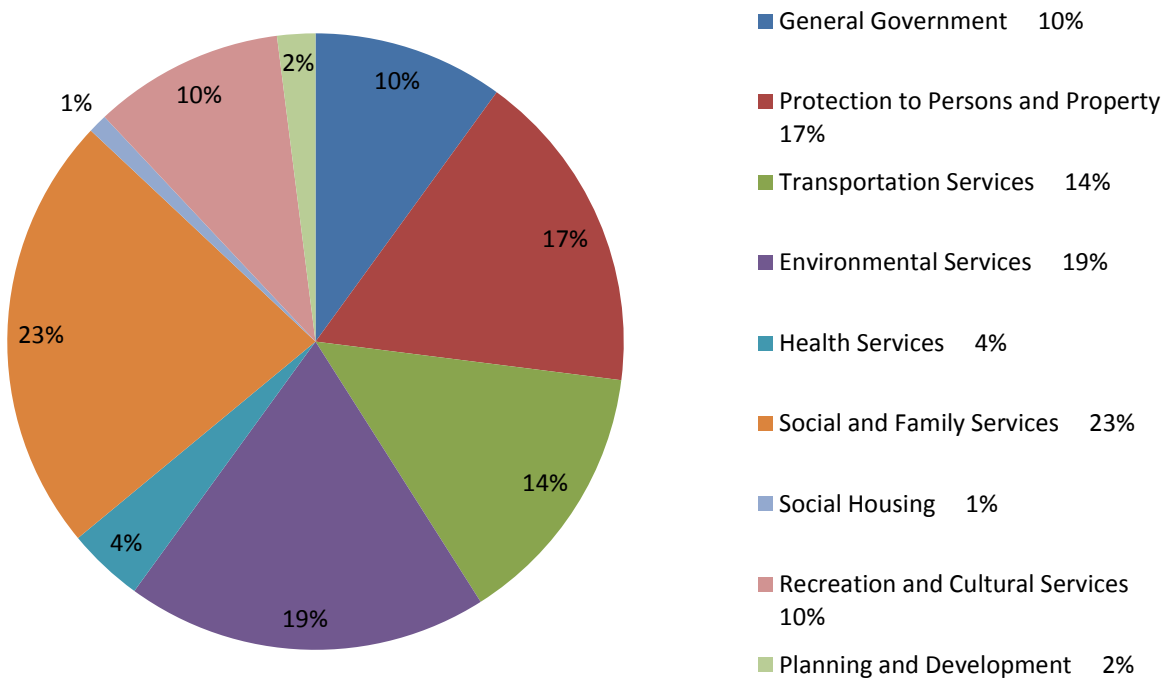
ANNUAL SURPLUS (DEFICIT)

	1,234,544	923,861
ACCUMULATED SURPLUS, beginning of year	99,879,586	98,955,724
ACCUMULATED SURPLUS, end of year	\$101,114,130	\$99,879,585

Municipal Revenues 2016



Municipal Operations 2016



RESERVES AND RESERVE FUNDS**2016****2015****RESERVES**

Aquatic Fitness Centre	227,657	1,928,573
Working Capital	513,180	610,733
Teck Pioneer		3,721
Landfill		35,521
Kirkland District Health Centre	110,129	110,129
Infrastructure - Capital	93,467	99,350
Centennial Committee	20,000	
Other	107,318	103,318
	\$1,071,751	\$2,891,345

RESERVE FUNDS

Aquatic Fitness Centre	93,635	84,281
Archer Drive	139,972	138,809
Employees' Accumulated Sick Leave	110,431	110,255
Residential Development	6,107	6,043
Second Ice Surface		619,145
Sewage Treatment Plant	27,290	27,006
Teck Pioneer Residence		971
Waterworks Capital Projects	277,962	121,951
	\$655,397	\$1,108,461

TOTAL RESERVE & RESERVE FUNDS**\$1,727,148****\$3,999,806****SURPLUSES (DEFICITS)**

Invested in Tangible Capital Assets	103,154,082	99,615,023
General Revenue Fund	10,000	10,000

UNFUNDED

Employee benefits payable	(3,395,542)	(3,402,377)
Landfill closure and post closure liability	(240,968)	(224,716)
Accrued interest on net long-term liabilities	(140,590)	(118,151)

TOTAL SURPLUSES**\$99,386,982****\$95,879,779****ACCUMULATED SURPLUS****\$101,114,130****\$99,879,585**

2017 TAX RATES AND ASSESSMENT

<u>Property Classes</u>	<u>Current Value Assessment</u>	<u>Municipal Tax Rate</u>	<u>Municipal Total</u>	<u>Education Tax Rate</u>	<u>Education Total</u>
Residential	299,096,830	0.01888618	5,648,795	0.00179000	535,383
Multi-Residential	13,283,380	0.02953540	392,330	0.00179000	23,777
Commercial Occupied	47,742,451	0.04399101	2,100,239	0.01140000	544,264
Commercial Vacant	1,419,150	0.03079371	43,701	0.00798000	11,325
Industrial Occupied Low Band	10,590,800	0.02625927	278,107	0.00405641	42,961
Industrial Occupied High Band	2,331,000	0.29176963	680,115	0.04507124	105,061
Industrial Vacant	466,450	0.01706853	7,962	0.00263667	1,230
Pipelines	3,157,750	0.03519566	111,139	0.01072766	33,875
Bernhardt/Morrisette	23,227,250	0.00755380	175,454	0.00179000	41,577
TOTAL	<u>\$401,315,061</u>		<u>\$9,437,842</u>		<u>\$1,339,453</u>

SCHEDULE OF NET LONG-TERM LIABILITIES

<u>Activities</u>	<u>Date of Issue</u>	<u>Term</u>	<u>Interest Rate</u>	<u>2016 Payment</u>	<u>Principal Owed</u>
Teck Pioneer Residence	15/02/2008	20 years	4.94%	548,436	4,817,248
Heritage North	23/05/2012	7 years	3.04%	378,287	881,071
Archer Drive	01/02/2009	9 years	6.00%	28,363	428,118
Equipment	10/12/2013	10 years	3.37%	51,261	352,594
Vehicles	10/12/2013	5 years	2.44%	37,794	63,401
Cemetery	11/24/2014	n/a	0.00%	3,210	84,067
LED Streetlights	06/29/2015	7 years	2.19%	119,464	618,611
Waste Carts	12/09/2016	5 years	2.02%	0	250,000
Total				<u>\$1,166,815</u>	<u>\$7,495,110</u>
Interest payable over the next five years plus					1,581,342
Total					<u>\$9,076,452</u>

SUMMARY OF OPERATING BUDGETS**2017****Budget****DEPARTMENT OF CORPORATE SERVICES****\$4,759,311**

Administration	482,426
Treasury	459,219
Animal Control	54,662
Fire	1,443,934
Police	2,288,420
Levy for Capital	30,650

DEPARTMENT OF ECONOMIC DEVELOPMENT & TOURISM**\$1,430,542**

Economic Development & Tourism	438,748
Museum	175,093
Management Information Systems	177,137
Heritage North	595,564
Levy for Capital	44,000

DEPARTMENT OF COMMUNITY SERVICES**\$1,453,306**

Parks & Recreation	1,126,741
Child Care	-
Library	245,315
Crossing Guards	32,577
Levy for Capital	48,673

TECK PIONEER RESIDENCE**\$943,871**

TPR	917,006
Levy for Capital	26,865

DEPARTMENT OF PHYSICAL SERVICES**\$8,349,498**

Planning & Engineering	1,123,642
Roads	2,629,529
Waste Management	820,725
Sanitation	1,441,456
Waterworks	1,964,749
Levy for Capital	369,397

REGIONAL AGENCIES**\$2,009,840**

Timiskaming District Social Services Administration Board	1,578,073
Child Care	59,179
Social Services	364,531
Ambulance	667,646
Social Housing	486,717
Municipal Property Assessment Corporation	109,808
Timiskaming Health Unit	321,959

NET EXPENSES**\$18,946,368****REVENUES**

Taxation Levies	9,437,842
Ontario Municipal Partnership Fund	6,226,600
Payments in Lieu of Taxes	247,621
Other	290,000
Tax Writeoffs	(661,900)
Waterworks & Sanitation	3,406,205
NET REVENUES	<u>\$18,946,368</u>

CAPITAL	2017 Budget	Levy	Provincial Funding	Federal Funding	Reserves & Reserve Funds	Other
General Government						
Push to Talk System (Works & Fire)	44,000	44,000				
Vadim Software Year 1 of 2	10,150	10,150				
Protection to Persons and Property						
Turnout Gear - 5 sets	15,633	12,500			3,133	
SCBA Refill Station	8,000	8,000				
Roof Top Exchanger	12,000			12,000		
Transportation Services						
Year 3 of 4 Year Road Work Plan	80,609			80,609		
O'Meara Reconstruction	1,343,032	254,397		1,007,274	81,361	
Airport Runway Surface Repair	60,000			60,000		
Storm Water Infrastructure	150,000			112,500	37,500	
Allen Ave to Burnside Dr	1,193,714		1,074,343	119,371		
Environmental Services						
Raw Water Flow Meter	15,000				15,000	
High lift pump replacement & Rotork Valve	210,000			157,500	52,500	
Polymer Conversion	10,000				10,000	
Soda Ash & Feed System	10,000				10,000	
Bar Screen	10,000				10,000	
Digester Pipe Modifications	10,000				10,000	
Pump Station Repairs	30,000				30,000	
Swastika WPCP	498,624					498,624
Social and Family Services						
Versus	6,000	5,715			285	
Keypads (Interior Doors)	8,250	8,250				
Toburn Servery Retrofit	12,900	12,900				
Recreation and Cultural Services						
Riding Mower	10,650	10,650				
Truck with Plow	38,023	38,023				
Elevator Modernization	147,896			147,896		
Library Furnace Replacement	21,600			20,100		1,500
TOTAL 2017 Capital Project	3,956,081	404,585	1,074,343	1,717,250	259,779	500,124
2016 Unfinished Capital Projects						
Museum Heating & Mold Abatement	39,654				39,654	
Corporate Telephone System	39,000				39,000	
Garage Roof	200,000	115,000		75,640	9,360	
New Pool	12,834,113		904,805			11,929,308
WWTP completion	126,500		21,093	79,004		26,403
TOTAL	17,195,348	519,585	2,000,241	1,871,894	347,793	12,455,835

Town of Kirkland Lake Contacts

Directors

Community Services	Bonnie Sackrider	567-5215 x 425
Economic Development & Tourism	Wilfred Hass	567-9361 x 243

Supervisors

Teck Centennial Library	Cheryl Lafreniere	567-7966
Treasurer	Jennifer Elder	567-9361 x 224
Teck Pioneer Residence	Nancy Loach-Fougere	567-3257 x 400
Roads Foreman	Steve Ranta	567-9365 x 330
Manager of Planning & Land Development	Ashley Bilodeau	567-9365 x 328
Waterworks Foreman	Don Parcher	567-9365 x 325
Museum of Northern History	Kaitlyn McKay	568-8800
Heritage North	Drew Enouy	568-4420
Clerk	Jo Ann Ducharme	567-9361 x 238