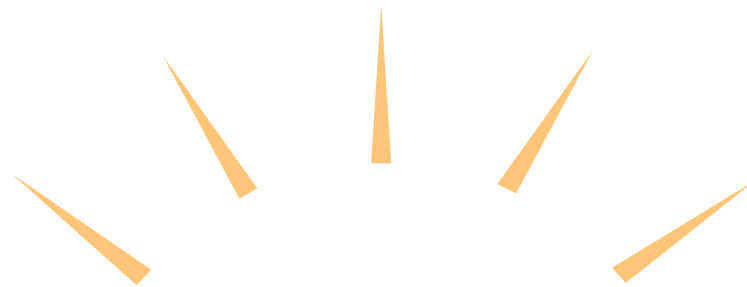




2014 Financial Review and 2015 Budget



THE CORPORATION OF THE TOWN OF KIRKLAND LAKE

Postal Bag 1757, 3 Kirkland Street, Kirkland Lake, Ontario, Canada P2N 3P4 T (705) 567-9361 F (705) 567-3535

www.discoverkl.ca

Message from Mayor and Council

We are pleased to present this financial summary of the Town's operations for 2014, as well as a summary of the 2015 budget. For taxpayers who are looking for more information, a copy of the 2014 Consolidated Financial Report is available from the Treasury Division, Corporate Services located at Town Hall.

This year our net operating budget, including the water budget, is \$18,554,305. Keeping our operating budget well below the cost of inflation, allows the town to increase expenditures in our capital budget. Our total capital budget for 2015 is \$7,278,368. These capital expenditures are made possible due to the financial contributions of the provincial and federal governments, working capital and the general levy. Some of the projects that we will be undertaking are the Woods Street reconstruction, year one of a four year road work plan, new pool, council chamber audio equipment, civic service stadium upgrades, ongoing building demolitions and repairs to Municipal buildings.

This year Mayor and Council approved a 0% residential tax rate increase and a 4.60% tax rate decrease for commercial and industrial classes. The four year assessment phase in, which is currently in year three, will have an impact on properties once again this year.

We are continuing our aggressive approach towards tax collection. When a taxpayer does not pay their taxes it has an impact on every other taxpayer in Kirkland Lake. The following year, we have to raise taxes to offset this loss in revenue resulting in higher taxes for every taxpayer. If you are in arrears, contact our tax department and they will help you to develop a plan to assist in the repayment of your taxes.

We would also like to take this opportunity to remind you that you can obtain more information on what Council and the town is doing by referring to our website at www.kirklandlake.ca

Mayor: Tony Antoniazzi

Councillors: Patrick Kiely

Tom Barker

Jean-Guy Chamaillard

Jim Roman

Norm Mino

Todd Morgan

Every attempt has been made to ensure the accuracy of the information in this brochure. In the event of any discrepancies, inquiries should be made to the Treasurer.

CONSOLIDATED STATEMENT OF FINANCIAL POSITION
AS AT DECEMBER 31, 2014

FINANCIAL ASSETS

	2014	2013
Cash	3,187,240	7,424,485
Taxes Receivable	1,657,875	1,169,357
User Charges Receivable	81,467	79,164
Accounts Receivable	5,932,286	8,648,986
TOTAL FINANCIAL ASSETS	\$10,858,868	\$17,321,992

FINANCIAL LIABILITIES

Accounts Payable and Accrued Liabilities	5,292,955	4,294,425
Deferred Revenue	1,475,096	7,564,143
Accrued Interest on Net Long-Term Liabilities	100,403	105,624
Landfill Closure and Post-Closure Liability	210,237	134,062
Employee Benefits Payable	3,900,732	3,681,386
Net Long-Term Liabilities	8,073,561	8,857,206
TOTAL FINANCIAL LIABILITIES	\$19,052,984	\$24,636,846

NET DEBT

(\$8,194,116) (\$7,314,854)

NON-FINANCIAL ASSETS

Tangible Capital Assets	106,944,444	96,183,540
Inventories	205,395	262,126
	\$107,149,839	\$96,445,666

ACCUMULATED SURPLUS

\$98,955,723 \$89,130,812

CONSOLIDATED STATEMENT OF OPERATIONS
YEAR ENDED DECEMBER 31, 2014

REVENUES

	2014	2013
Municipal Taxation	9,362,178	8,772,664
Taxation From Other Governments	380,748	374,543
User Charges	5,315,693	4,881,553
Government of Canada	6,469,605	9,404,127
Province of Ontario: Non-Specific	6,239,000	6,239,000
Province of Ontario: Specific	11,602,717	14,905,683
Other Municipalities	151,208	177,382
Other	1,077,617	6,052,851
TOTAL REVENUES	40,598,766	50,807,803

EXPENSES

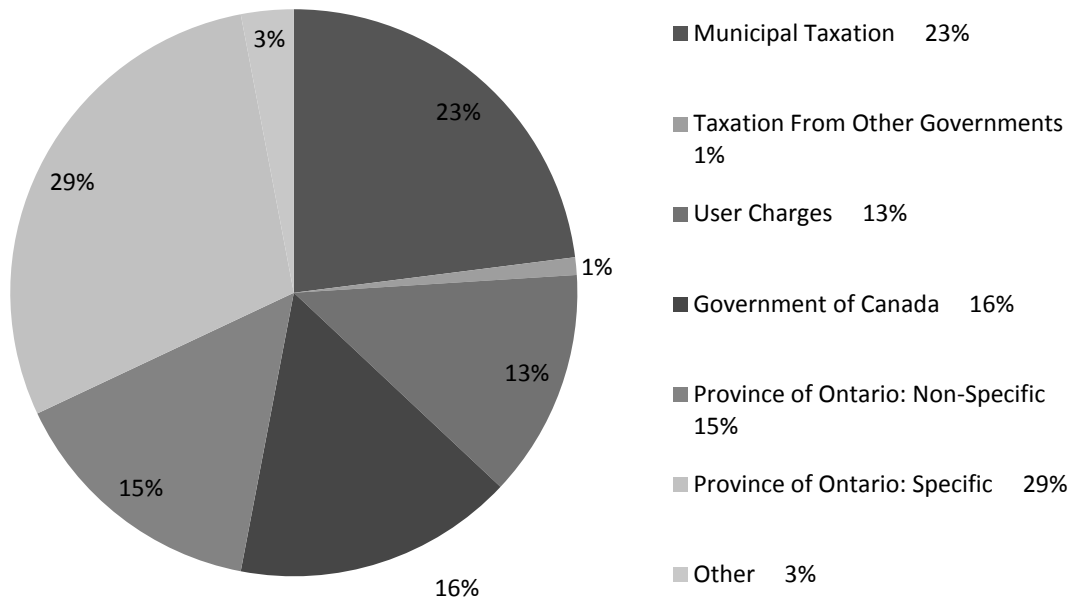
CURRENT OPERATIONS

General Government	2,182,846	2,393,229
Protection to Persons and Property	5,484,868	5,020,974
Transportation Services	4,262,696	4,113,917
Environmental Services	6,324,654	5,263,030
Health Services	1,084,001	1,010,966
Social and Family Services	7,268,642	7,325,163
Social Housing	444,459	392,747
Recreation and Cultural Services	2,952,577	2,898,839
Planning and Development	769,112	928,570
TOTAL EXPENSES	30,773,855	29,347,435

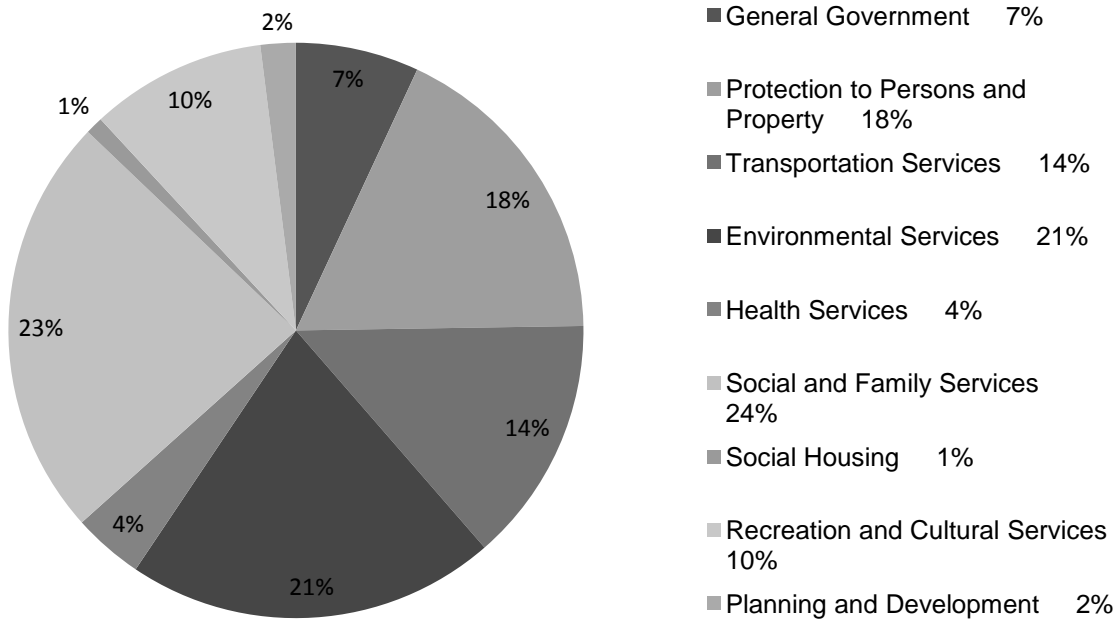
AMORTIZATION

ANNUAL SURPLUS (DEFICIT)	9,824,911	21,460,368
ACCUMULATED SURPLUS, beginning of year	89,130,812	67,670,444
ACCUMULATED SURPLUS, end of year	98,955,723	89,130,812

Municipal Revenues 2014



Municipal Operations 2014



RESERVES AND RESERVE FUNDS**2014****2013****RESERVES**

Aquatic Fitness Centre	1,977,080	
Working Capital	1,037,277	381,425
Sewage Treatment Plant		4,081,801
Teck Pioneer	29,535	75,630
Other	99,318	110,018
	<u>\$3,143,210</u>	<u>\$4,648,874</u>

RESERVE FUNDS

Aquatic Fitness Centre	46,505	3,705
Archer Drive	137,625	135,889
Employees' Accumulated Sick Leave	117,069	150,998
Residential Development	5,979	5,904
Second Ice Surface	612,183	603,761
Sewage Treatment Plant	26,721	26,384
Teck Pioneer Residence	961	949
Waterworks Capital Projects	178,439	139,086
	<u>\$1,125,482</u>	<u>\$1,066,676</u>

TOTAL RESERVE & RESERVE FUNDS**\$4,268,692****\$5,715,550****SURPLUSES (DEFICITS)**

Invested in Tangible Capital Assets	98,870,884	87,326,334
Unexpended capital financing	17,519	
General Revenue Fund	10,000	10,000

UNFUNDED

Employee benefits payable	(3,900,732)	(3,681,386)
Landfill closure and post closure liability	(210,237)	(134,062)
Accrued interest on net long-term liabilities	(100,403)	(105,624)

TOTAL SURPLUSES**\$94,687,031****\$83,415,262****ACCUMULATED SURPLUS****\$98,955,723****\$89,130,812**

2014 TAX RATES AND ASSESSMENT

<u>Property Classes</u>	<u>Current Value Assessment</u>	<u>Municipal Tax Rate</u>	<u>Municipal Total</u>	<u>Education Tax Rate</u>	<u>Education Total</u>
Residential	245,275,330	0.02391069	5,864,701	0.00195000	478,286
Multi-Residential	10,467,228	0.03986921	417,320	0.00195000	20,411
Commercial Occupied	41,608,324	0.05700400	2,371,841	0.01190000	495,139
Commercial Vacant	1,159,184	0.03990280	46,255	0.00833000	9,656
Industrial Occupied	16,640,633	0.06496220	1,081,012	0.01190000	198,024
Industrial Vacant	456,100	0.04222543	19,259	0.00774000	3,530
Pipelines	3,027,133	0.03872203	117,217	0.01077931	32,630
Bernhardt/Morrisette	19,586,794	0.00836874	163,917	0.00195000	38,194
TOTAL	<u>\$338,220,726</u>		<u>\$10,081,522</u>		<u>\$1,275,870</u>

SCHEDULE OF NET LONG-TERM LIABILITIES

<u>Activities</u>	<u>Date of Issue</u>	<u>Term</u>	<u>Interest Rate</u>	<u>2014 Payment</u>	<u>Principal Owed</u>
Equipment	various	5-8 years	Avg 6.82%	38,601	0
Equipment - Loader	17/02/2009	5 years	prime +1%	21,530	0
Equipment	17/08/2010	4 years	5.40%	50,412	0
Equipment	17/08/2010	5 years	5.40%	40,016	0
Teck Pioneer Residence	15/02/2008	20 years	4.94%	549,047	5,412,311
Hockey Heritage North	23/05/2012	7 years	3.04%	378,296	1,562,577
Archer Drive	01/02/2009	9 years	6.00%	90,000	438,756
Equipment	10/12/2013	10 years	3.37%	57,069	438,953
Vehicles	10/12/2013	5 years	2.44%	32,605	123,776
Cemetery	11/24/2014	n/a	0.00%	2,813	97,188
Total				<u>\$1,260,389</u>	<u>\$8,073,561</u>
Interest payable over the next five years plus					2,331,382
Total					<u>\$10,404,943</u>

SUMMARY OF OPERATING BUDGETS

	2015 Budget	2014 Budget
<u>DEPARTMENT OF CORPORATE SERVICES</u>	<u>\$5,994,949</u>	<u>\$6,000,527</u>
Administration	553,887	530,856
Treasury	582,780	613,618
Animal Control	54,723	55,170
Fire	1,524,035	1,455,900
Police	3,083,274	3,344,983
Transfer to Working Capital	129,750	
Levy for Capital	66,500	
<u>DEPARTMENT OF ECONOMIC DEVELOPMENT & TOURISM</u>	<u>\$1,201,541</u>	<u>\$1,146,475</u>
Economic Development & Tourism	244,265	269,100
Museum	152,628	151,825
Management Information Systems	168,933	167,513
Hockey Heritage North	602,815	558,037
Levy for Capital	32,900	
<u>DEPARTMENT OF COMMUNITY SERVICES</u>	<u>\$1,383,938</u>	<u>\$1,200,373</u>
Parks & Recreation	1,000,443	894,477
Child Care	62,990	62,646
Library	232,367	218,687
Crossing Guards	24,600	24,563
Levy for Capital	63,538	
<u>TECK PIONEER RESIDENCE</u>	<u>\$769,822</u>	<u>\$579,696</u>
<u>DEPARTMENT OF PHYSICAL SERVICES</u>	<u>\$7,190,722</u>	<u>\$6,805,470</u>
Planning & Engineering	774,579	674,281
Roads	2,717,942	2,579,647
Waste Management	615,781	591,314
Sanitation	1,031,420	1,205,228
Waterworks	1,810,000	1,755,000
Levy for Capital	241,000	
<u>REGIONAL AGENCIES</u>	<u>\$2,013,333</u>	<u>\$2,004,308</u>
Timiskaming District Social Services Administration Board	1,569,903	1,574,672
Child Care	60,171	94,480
Social Services	449,803	566,882
Ambulance	606,065	519,642
Social Housing	453,864	393,668
Municipal Property Assessment Corporation	108,000	106,753
Timiskaming Health Unit	335,430	322,883
NET EXPENSES	<u>\$18,554,305</u>	<u>\$17,736,849</u>
<u>REVENUES</u>		
Taxation Levies	10,081,523	9,286,470
Ontario Municipal Partnership Fund	6,239,000	6,239,000
Grants in Lieu of Taxes	390,982	383,879
Other	250,000	270,000
Tax Writeoffs	(217,200)	(197,500)
Waterworks	1,810,000	1,755,000
NET REVENUES	<u>\$18,554,305</u>	<u>\$17,736,849</u>

2015 CAPITAL BUDGET	Working Capital	Levy	Gas Tax	Grants	**Other	Reserves	Total
General Government							
MIS Server		22,900					22,900
Roof Top Furnace-Council Chamber			10,000				10,000
Council Chamber Video/Audio		45,000					45,000
Protection to Persons and Property							
Air Bag & Thermal Imaging Camera		21,500					21,500
Transportation Services							
Year 1 of 4 Year Road Work Plan			500,500				500,500
RPM Blower Rebuild		35,000					35,000
Airport Crack Filling		10,000					10,000
Wood Street Reconstruction			68,941	1,874,402		25,620	1,968,963
1/2 Ton Truck		20,000					20,000
PW Boiler & Renovations		25,000					25,000
Environmental Services							
Landfill Land Acquisition		20,000					20,000
Lanfill Truck		20,000					20,000
Sodium Silicate Truck						25,000	25,000
High Lift Pump						50000	50,000
Health Services							
Cemetery 1/2 Ton Truck		20,000					20,000
Storage Container		6000					6,000
Social and Family Services							
TPR Bed Entrapment Devices					6000	8000	14,000
TPR Maxi Lift						7700	7,700
Recreation and Cultural Services							
Emergency Lighting Replacement		12,075					12,075
Ductwork & Ventilation Dressing Room		9,402					9,402
Fitness Equipment		12,000					12,000
Gas Detection System		6,186					6,186
1/2 Ton Truck		23,875					23,875
Museum Heating	140,000						140,000
Museum Mold Abatement		10,000					10,000
TOTAL	\$140,000	\$318,938	\$579,441	\$1,874,402	\$6,000	\$116,320	\$3,035,101
2014 Unfinished Capital Projects							
WWTP	4,116			835,881			839,997
Town Hall Roof Repair	14,000						14,000
Garage Roof	22,120		72,880				95,000
Garage Heater & Lighting	10,000						10,000
LED Streetlight Upgrade					774,706		774,706
Lift Station Roof Repairs		5,000					5,000
Swastika STP Repairs		20,000					20,000
Chlorinator						13,785	13,785
Columbarium Expansion	3,000				14,519		17,519
Civic Service Stadium Upgrades	150,000			700,208	903,761		1,753,969
New Pool						400,000	400,000
HHN Renovations	47,892			191,399			239,291
Building Demolitions		60,000					60,000
TOTAL	\$391,128	\$403,938	\$652,321	\$3,601,890	\$1,698,986	\$530,105	\$7,278,368

**TPR Auxiliary \$6,000; Bank Loan \$774,706; Trillium \$150,000; Cemetery Care & Maintenance Fund \$14,519; T. McClelland \$150,000; 2nd Ice Surface \$603,761

Town of Kirkland Lake Contacts

CAO

Nancy Allick 567-9361 x 236

Directors

Community Services	Bonnie Sackrider	567-5215 x 225
Economic Development & Tourism	Wilfred Hass	567-9361 x 243
Physical Services	Mark Williams	567-9365 x 224

Supervisors

Teck Centennial Library	Cheryl Lafreniere	567-7966
Daycare	Candace Renaud	567-4225
Treasurer	Jennifer Elder	567-9361 x 224
Teck Pioneer Residence	Nancy Loach	567-3257 x 400
Chief Building Official	Mike Aldred	567-9365 x 227
Roads Foreman	Steve Ranta	567-9365 x 230
Waterworks Foreman	Don Parcher	567-9365 x 225
Museum of Northern History	Kaitlyn McKay	568-8800
Hockey Heritage North	Andrew Enouy	568-4420 x 204
Clerk	Jo Ann Ducharme	567-9361 x 238